

Lesson

02

Express

How can you **express** your style? 🎥





Lesson Focus

Topic 다양한 패션 세계 / '나'를 표현하는 패션과 스타일

Communicative Functions

- 의견 묻기 | What do you think of his style?
- 궁금증 표현하기 | I wonder if you have a bigger one.

Language Structures

- Combining analogous colors is **one of the easiest ways** of matching colors.
- **Unless** your signature style **is** to wear colors that clash, using the color wheel **will help** you.

Lesson Goal

Listen & Speak

Trendy Fashion / Unique Style

유행 패션과 자신만의 스타일에 관한 내용을 듣고, 이를 자신에게 적용하여 말할 수 있다.

School Costume Parade

학교 축제 행렬(파레이드) 의상에 대한 학생 회의를 듣고, 자신의 의상에 대한 의견을 짚고 나눌 수 있다.

Read

Totally You!

개성과 장점을 살리는 패션 도움 글을 읽고, 자신에 대한 이해를 바탕으로 자기의 스타일을 찾는 것이 중요함을 깨달을 수 있다.

Write

Make a Proposal

교복에 추가하고 싶은 의류 및 장신구를 제안하기 위해, 대상을 묘사하는 글을 쓸 수 있다.

My Study Plan

► Which of the goals above interests you the most?

ex. I'm interested in finding out my own fashion style.

► What will you need to achieve your goals?

ex. I will probably need to study various expressions about fashion trends.

Trendy Fashion

의견 묻기 What do you think of(about) his style?

A Get Ready

The following fashion items have long been popular. Think of why people still love to wear them.



B Listen In

1 What is the relationship between the speakers?

- a fashion model — designer
- b photographer — news reporter
- c customer — clothing shop owner

Strategy

화자의 관계를 파악할 때에는
호칭 또는 직업과 관련된 표현을
주의하여 듣는다.




2 Who is the woman's dad?




C Speak Out

- 1 Listen and fill in the blanks. Then practice the dialog with your partner.

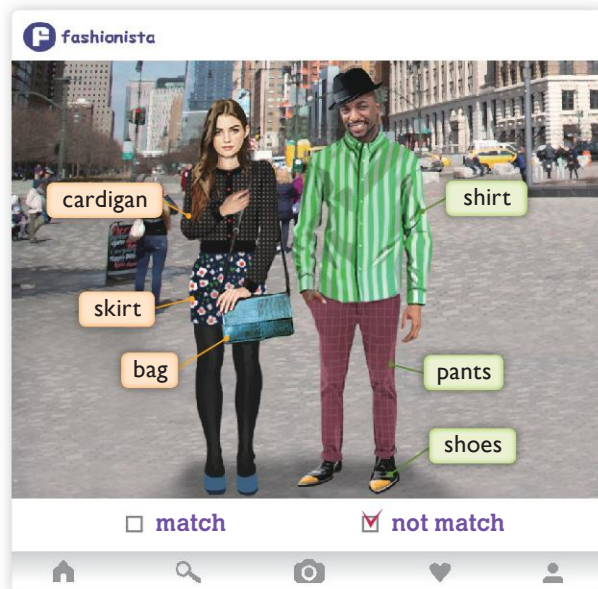
What do you think about _____
_____. They're popular
nowadays.



I think they're cool and stylish.



- 2 How do you feel about the styles below? Choose an item and talk about it with your partner. 😊😊



Help

- strange
- fancy
- ugly
- beautiful
- color
- pattern
- shape

Sample

- A What do you think of **his** outfit?
B I think it's **strange**, especially **his pants**.
A What makes you think so?
B **The color doesn't match with the shirt.**

Expression+ What do you think of(about)...? •How do you feel about...? •What is your view(opinion)...?

Self-check

'What do you think of(about)...?'를 < 듣고 이해할 수 있다. 1 2 3 >
< 활용하여 말할 수 있다. 1 2 3 >

Unique Style

궁금증 표현하기 I wonder if you have a bigger one.

A Get Ready

Using the items below, make an outfit to wear on a special day.



B Listen In

1 What will the man do for the woman?

- a buy a jacket for her
- b order patches online
- c take a picture of her jacket

2 Which bag will the woman buy?




C Speak Out

1 Listen and fill in the blanks. Then practice the dialog with your partner.

I **wonder** why you often wear _____.

I feel comfortable in them.

2 Design a bag and talk about it with your partner. 😊😊



Draw your design here.

Design Point	Details
<input checked="" type="checkbox"/> picture <input type="checkbox"/> color	ex. stars
<input type="checkbox"/> pattern <input type="checkbox"/> number or letter	

Reason
ex. Stars make me dream and aim high.

Help

- put hearts there — make me feel happy
- painted it red — makes me feel vigorous
- drew small dots — mix well with any pattern
- wrote 7 — stands for good luck



Look, how do you like the bag I designed?

Wow, I like it! But I **wonder** why you **put stars there**.



That's because **stars make me dream and aim high**.

I see. You'll look great when you carry it around!



Strategy

사물의 세부 정보를 설명할 때에는 모양, 색, 무늬, 크기 등을 구체적으로 표현한다.



Expression+ I wonder... • I'm curious about... • I'd be interested to know...

Self-check

'I wonder...'를 듣고 이해할 수 있다. ★★★★★ good

활용하여 말할 수 있다.

1 2 3
1 2 3

School Costume Parade



A Listen to the Council Meeting

Listen and complete the minutes.

Minutes Student Council Meeting

Date / Place April 15, Council Room

Attended by Linda Kahney (chair), Peter Walters, Joanne Sand, Katie Martin, Andy Hekken, Ryan Lowey, Jessica Min, Brent Brown

Topic Preparation for the school festival ¹⁾ _____

Agreement Put some ideas up for a ²⁾ _____.



B Express Yourself

- 1 Think of a costume you would wear to a school festival parade and write your idea below.

Kevin

Class Theme vegetables
My Character tomato
Main Clothes a red shirt, green pants
Accessories a green hat, a "Fresh & Healthy!" sign



Your Own

Class Theme _____
My Character _____
Main Clothes _____
Accessories _____

Dialog

- 2 Talk with your partner about your idea for a parade costume. 😊😊



Hey, **what do you think about** my **tomato** costume?

You look like a real **tomato** in **a red shirt and green pants**.

Thanks. I'd like to add **a green hat** and **a "Fresh & Healthy!" sign**. I wonder if people will like the accessories.

They will take you for a real **tomato**!



Peer-check

축제의 행렬 의상에 대한 의견을 명확히 표현하였다. 1 2 3
 어휘와 표현을 자연스러운 억양으로 적절하게 말하였다. 1 2 3

Before You Read



Look at the following fashion tips and answer the question below.



Which tips would you
follow? Why?



Totally You!



글을 이해하며 읽는 데 걸리는 시간을 수업 전과 후에 각각 점검해 보세요. ▶ p. 45

Paragraph 1 Wide pants, a striped shirt, a baseball cap: walk down the street and you'll see what's in fashion. Teens, like adults, tend to follow popular trends. That's fine if you're happy with the current style, but you can also create your own style if you're not. Think of Steve Jobs, and a figure of a man wearing a black shirt and blue jeans might pop into your head. Likewise, you can showcase your own charm and individuality with your own unique style, which can become a part of your personal image: a signature style. Here are some tips from three teenage fashion leaders on how to experiment and find your own style.

Strategy

Scanning

특정 정보를 빠르게 찾을 때에는 그와 관련된 표현이나 정보가 있다고 생각되는 곳을 먼저 훑어 본다.

Go to Q4, Q5, Q6



Q1

What does a signature style mean?

L2 be in fashion L2 tend to L3 current L4 create L6 showcase L7 charm L7 individuality L8 personal
L8 signature L9 experiment



Have Fun with Colors!

Amanda Brown



Paragraph 2 What is your favorite color? Do you often wear fashion items in that color? As for me, my favorite color is green, but I felt it did not go well with my skin tone, so I used to avoid wearing it. One day, I realized that green has many shades, so I experimented with various shades of green and eventually, I found that a deep green helps me look great. If you like a certain color, you can try various shades like I did, and find one that suits you.

Q2

Why did Amanda avoid wearing green clothes?

Q3 Over to You

Is there a color that you feel doesn't look good on you?



L2 as for L3 go well with L3 avoid L4 realize L4 shade L5 eventually L7 suit

Paragraph 3 Once you decide on a color, you may discover the color wheel useful to find other colors that go well together. There are three simple ways to use the color wheel: combining analogous colors, choosing complementary colors, and mixing together analogous and complementary colors.



The color wheel

1 Analogous colors

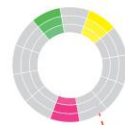
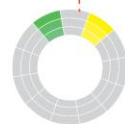
Pick one color on the color wheel, skip one, and choose the next one.

2 Complementary colors

Select two colors on opposite sides of the color wheel.

3 Split complementary colors

Choose two analogous colors and the complementary color of the one that is found between them.



* source: <http://www.tigercolor.com/color-lab/color-theory/color-theory-intro.htm>

Paragraph 4 Combining analogous colors is one of the easiest ways of matching colors that will give you an elegant look, for example, a yellow shirt on top of green pants. Choosing complementary colors, like wearing a green skirt with red shoes, creates a bold impression.

Choosing a mixture of analogous and complementary colors together, called split complementary colors, can be tricky but results in a calmer look than a combination of complementary colors. Unless your signature style is to wear colors that clash, using the color wheel will help you choose colors that are natural and pleasing to the eye.

Q4

What color combination gives you a bold look?

L1 discover L3 combine L3 analogous L4 complementary L7 elegant L9 bold L9 impression
L11 tricky L11 result in L13 clash



You Don't Need Many Clothes!

Dan Oakley

Q5

Name the items Dan likes to wear his black striped shirt with.

Paragraph 5 I spend a lot of time at school in my uniform, so I don't pay too much attention to what I wear. But there is one thing I often wear outside of school: a black striped shirt. It's very casual with a simple design. I like to wear it under a denim shirt, a leather jacket, or a cardigan. Putting on clothes in layers like this keeps my style fresh even though I don't have a lot of clothes. Mixing and matching clothes is a lot of fun! My point is: If you have a favorite fashion item, and it goes well with your other clothes, you can create a new outfit every single day.



L1 uniform L1 pay attention to L3 casual L5 layer L9 outfit

Invest in Your Glasses!

Jake Peavy



Paragraph 6 One of the simplest ways to develop your own style is to pay attention to accessories like shoes, hats, glasses, or watches. I spend a lot of time choosing my eye glasses because they can be an important part of my look. When I choose frames, I think of my
5 face shape. Since my face is rather angular, I usually choose round frames. If your face is round, however, you may look better in angular or square frames. Here's another important tip. People tend to make purchasing decisions about frames in terms of material or color, but not many think about their eyebrows. Eyebrows can be so
10 expressive, and covering them with your frames may hide the feelings you express, eventually making you look strict.

Q6

What kinds of frames are recommended for round faces?

Q7 Over to You

What do you think the most important accessory to your look is? Why?

• 수업 전: ____ min. ____ sec. • 수업 후: ____ min. ____ sec. 

The frames cover the eyebrows, making him look strict.



BEFORE

The frames do not cover the eyebrows, making him look less strict.



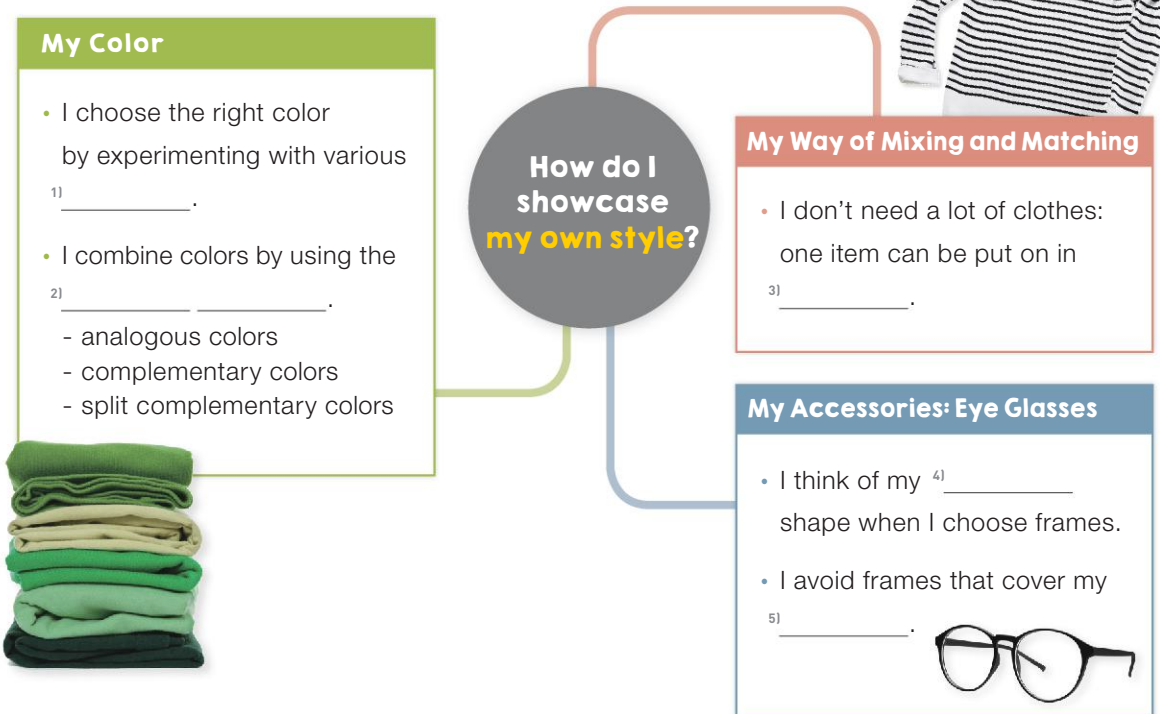
AFTER

L4 frame L5 angular L7 square L8 in terms of L8 material L9 eyebrow L10 expressive
L10 hide L11 strict

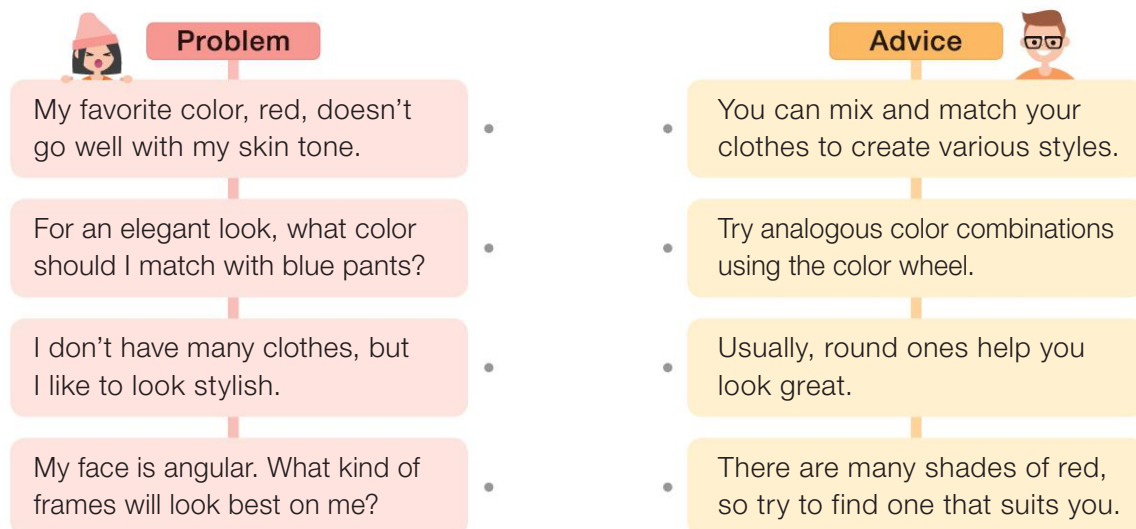
* source: <http://www.theeyecentre.com/choosing-your-glasses.html>


After You Read

A Complete the diagram to summarize the passage.



B Match the problem with the appropriate advice.



 **C** Listen and complete the costume list for the show.


THE U&I SHOW Costume List

Name (age)	Personality	What to Wear
Henry (17)	vigorous	<p>Top ¹⁾ _____ shirt</p> <p>Bottom ²⁾ _____ pants</p> <p>Accessory glasses with ³⁾ _____ frames</p> <p>Shoes blue sneakers</p>



Go Beyond

D Read the passage and answer the question.



Why do some people keep wearing the same style of clothes day after day? Experts say that it is a great way to brand yourself. It makes you memorable and impressive. That's why Steve Jobs always wore the same kind of black shirt and blue jeans. Also, wearing the same style makes you feel confident. When you wear something that goes well with your image, you are showing that you are confident in yourself. In addition, some people wear the same clothes to be more efficient. Take Albert Einstein.

The famous physicist reportedly bought several gray suits because he didn't want to waste brain power on choosing an outfit each morning.

► Suppose you've become famous. What would your signature style be like?

Self-check

글을 읽고, 개성을 표현하는 수단으로서의 패션의 역할을 이해할 수 있다.

..... good

1 2 3

글을 통해, 자신만의 스타일을 찾는 방법을 생각할 수 있다.

1 2 3

Words and Structures

A Word Formation



Choose an appropriate word to complete the sentence.

- 1 Jim is trying various new activities to disagree / discover what he enjoys.
- 2 I didn't realize / symbolize that my little mistake made a big problem.

B Expressions in Use

- I felt green did not **go well with** my skin tone.
I think the decorations **go well with** the color of the curtain.
- People tend to make purchasing decisions about frames **in terms of** material or color.
Nobody thinks the project is realistic **in terms of** time and money.

Complete the sentence with an expression from above. Change the form if necessary.

- 1 Popular music is hard to define _____ style or content.
- 2 My mom often cooks beef curry that _____ rice.

C Word Mates



Choose an appropriate word to complete the sentence.

- 1 Arriving late won't make a favorable / false impression.
- 2 We often have difficulties creating a style / scene to show our own personality.

D Structures

Point 1

- Combining analogous colors is **one of the easiest ways** of matching colors.
- Tinker Hatfield has become **one of the most influential shoe designers** in the world.

Your Own _____ will be held in my city next month.
ex. One of the biggest dance contests

Rearrange the given words to complete the sentence.

- Safeco Field is _____.
(one / greatest / of / ball parks / in the MLB / the)
- _____ opened its doors to researchers.
(of / science libraries / the / world's / one / largest)
- The cleansing oil is regarded as _____.
(the / skin care products / one / of / most popular)

Point 2

- Unless** your signature style **is** to wear colors that clash, using the color wheel **will** help you choose natural colors.
= If your signature style isn't to wear colors that clash
- The ticket **will** not **be** refunded **unless** the show **is** canceled.
= if the show isn't canceled

Your Own I usually go to bed early _____.
ex. unless I have much homework to do

Match A with B and rewrite them into one sentence by using *unless*.

A

I'm going to leave without you.

I won't let you in.

Change won't begin.

The children will be able to stay here.

B

I don't change first.

You don't come right now.

They don't make too much noise.

You don't show your admission ticket.

ex. I'm going to leave without you **unless** you come right now.


- _____
- _____
- _____

Prepare to Write

Proposal for an Addition to the School Uniform

Class: 1-7 Name: Yoon, Jin

I'd like to add a cap to our school uniform. This is the design I suggest for the school cap. It has a blue top and a red bill as blue and red are our school colors. The school logo is placed in the front. What's special about the cap is the other side of its bill. It is green, so by taking off the cap and shaking it, we can use it as a cheering tool at our school matches.



Check it!

Item

Details: parts

Description

Special notes

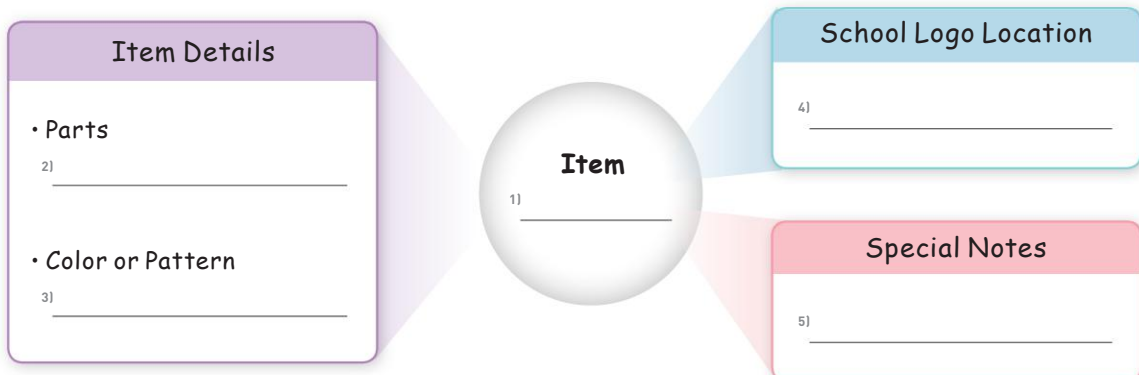
Strategy

묘사하는 글을 쓸 때에는 대상의 모양, 크기, 색, 특징 등을 구체적으로 나타내는 어휘를 사용한다.



Write Your Story

- 1 Think of a fashion item you could add to your school uniform and complete the diagram.



2 Using the information in 1, answer the following questions.

1 What are the details of your item?

▶ _____

2 Where should the school logo be placed?

▶ The school logo will be placed _____.

3 What is special about the item?

▶ It is _____.

Share Your Story

3 Complete your proposal using the information in 1 and 2.

Proposal for an Addition to the School Uniform

Class: _____ Name: _____

I'd like to add _____ to our school uniform. This is the design I suggest for the school _____. It has _____ as _____. The school logo is placed _____. What's special about _____ is _____. It is _____.

Draw your design here.

다시 한번 자신의 글을 살펴보고 수정해 봅시다.

Peer-check

자신이 제안하고자 하는 항목(아이템)을 구체적으로 묘사하였다.

good

1 2 3

문법 및 철자가 정확하고, 어휘 사용이 적절하였다.

1 2 3

A Listen and answer the questions.

1 Which statement is NOT true about the dialog?

- ① The style of shoes mentioned in the dialog is in fashion.
- ② The man is debating between two colors.
- ③ The woman recommends a color that stands out.
- ④ The item that the man finally decides on is not on sale now.

2 Which is the man most likely to buy?



B Using the sentences in the box, complete the conversation and practice it with your partner.

A Rachel, I need your advice. _____

B What's the occasion?

A It's my grandmother's birthday party. I'll be singing a song for her in front of the guests.

B _____

A All right. Which one do you think would be better, the black one or the blue one?

B _____ It's a happy occasion, so you should wear something bright.

a She will like the blue one.

b I wonder what I should wear tonight.

c I'm sure she would like to see you in a suit.



C Read the following passage and answer the questions.

I spend a lot of time at school in my uniform, so I don't pay too much attention to what I wear. But there is one thing I often wear ①outside of school: a black striped shirt. It's very casual with a simple design. I like to wear it under a denim shirt, a leather jacket, or a cardigan. Putting on clothes in layers like this keeps my style ②boring even though I don't have a lot of clothes. ③Mixing and matching clothes is a lot of fun! My point is: If you have a favorite fashion item, and it goes well with your other clothes, you can create a new ④outfit every single day.

1 Which of the underlined words is NOT appropriate in the context? _____

2 What is the purpose of the passage?

- ① to advertise a black striped shirt ② to explain a school uniform design
- ③ to give advice on layering clothes ④ to ask for a style tip for a meeting



D Read the following passage and write the answers.

Combining analogous colors is one of the easiest (A) way / ways of matching colors that will give you an elegant look, for example, a yellow shirt on top of green pants. Choosing complementary colors, like wearing a green skirt with red shoes, creates a bold impression. Choosing a mixture of analogous and complementary colors together, called split complementary colors, can be tricky but results in a calmer look than a combination of complementary colors. (B) If / Unless your signature style isn't to wear colors that clash, using the color wheel will help you choose colors that are natural and pleasing to the eye.

1 Write the correct words for (A) and (B) to complete the sentences.

(A) _____ (B) _____

2 Suppose you're to choose an outfit for a Friday night movie. What color combination would you choose? Why?

I would choose _____
because I _____.

Self-check for Lesson 02

Listen & Speak	'의견 묻기'와 '궁금증 표현하기'를 활용하여 말할 수 있다.	1	2	3
Read	패션에 관련된 도움 글을 읽고 이해할 수 있다.	1	2	3
Write	교복에 추가하고 싶은 항목을 묘사하여 제안하는 글을 쓸 수 있다.	1	2	3

..... good

Where You Live, What You Wear



Climate plays a key role in what we wear, and the way we live as a whole. In the Netherlands, for example, where one fourth of its land area is located below sea level, an interesting form of shoes developed as a way of getting around the muddy roads. Wooden shoes, called *klompen*, were the perfect tool to keep farmers' feet dry while working in wet areas. A few artistic souls went further to begin dancing in *klompen*, which makes a pleasant series of rhythms, eventually providing a basis for modern tap dancing.

The Inuit had to fight the cold and the wind, and came up with the idea of wearing a heavy jacket called an *anorak*. It was originally made from seal skin, and its surface had to be cared for regularly with fish oil for constant water resistance. Now, it is a modern winter necessity, coming in a variety of styles and colors.





Pajamas have followed a similar route to become trendy fashion wear in the bedroom or on the streets. In India, where staying cool is very important, a pair of wide pants made of light and soft fabric seemed to be the perfect way to stay cool. The

British rulers at the time liked the idea and spread the Indian pajamas to the rest of the world, helping them to arrive in our bedrooms. The old saying that necessity is the mother of invention does make sense, and some good inventions seem to spread quickly and easily.



Think Together

- 1 What are the common features of the items mentioned above?
- 2 Choose an item of clothing and research its history. Why do you think it became popular? history of baseball caps, evolution of cardigans
- 3 If you lived in the following areas, what kind of clothing could you design?

Areas	Design Ideas
a desert like the Sahara	ex. a jacket which is easy to put on and take off
a rainforest like the Amazon	
a frozen area like Siberia	