



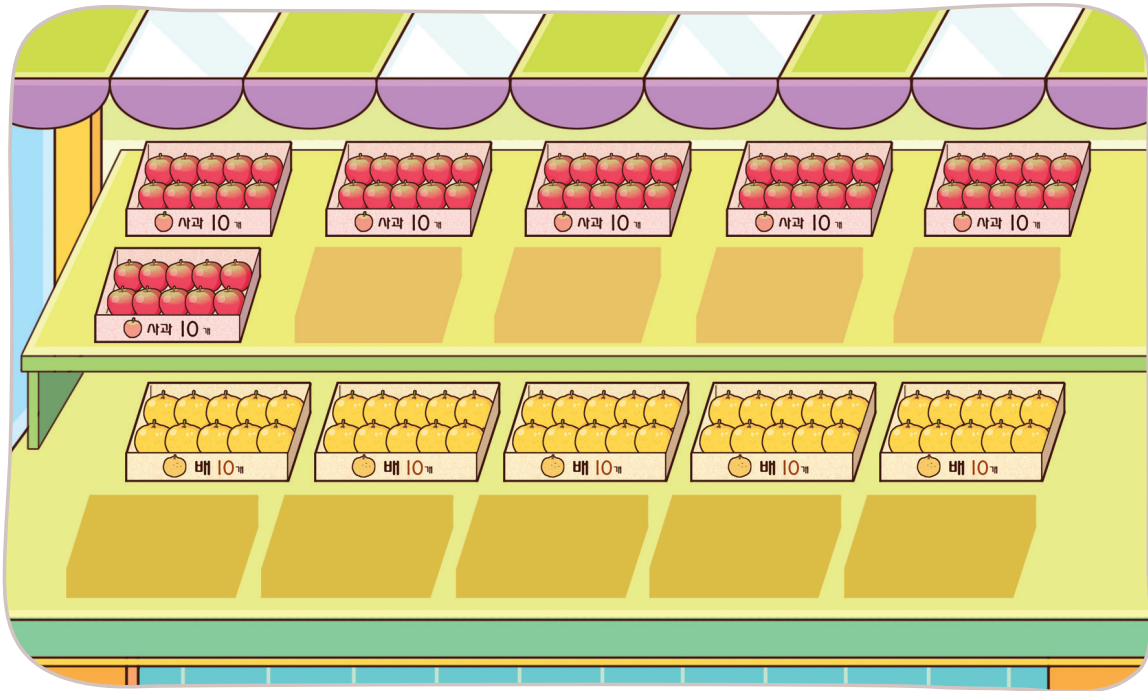
단원 정리



- 사과와 배를 100개씩 정리해 봅시다.



37



- 그림에 알맞은 수를 읽고, 써 봅시다.


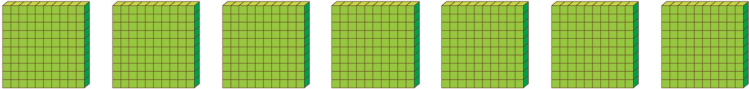


200

이백


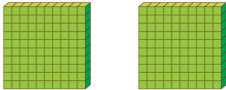


● 다음 수만큼 묶어 봅시다.

400											
500											
800	<table border="1" style="margin: auto;"> <tr> <td>100</td><td>100</td><td>100</td><td>100</td><td>100</td></tr> <tr> <td>100</td><td>100</td><td>100</td><td>100</td><td>100</td></tr> </table>	100	100	100	100	100	100	100	100	100	100
100	100	100	100	100							
100	100	100	100	100							

● 두 수의 크기를 비교해 봅시다.



<div style="background-color: #d9f2ff; border-radius: 10px; padding: 5px; display: inline-block;">300</div>	<div style="background-color: #d9f2ff; border-radius: 10px; padding: 5px; display: inline-block;">200</div>
<div style="border: 1px solid #add8e6; width: 300px; height: 150px; margin: 0 auto;">  </div>	<div style="border: 1px solid #add8e6; width: 300px; height: 150px; margin: 0 auto;">  </div>

300은 200보다 (큽니다, 작습니다).

<div style="background-color: #d9f2ff; border-radius: 10px; padding: 5px; display: inline-block;">400</div>	<div style="background-color: #d9f2ff; border-radius: 10px; padding: 5px; display: inline-block;">600</div>
<div style="border: 1px solid #add8e6; width: 300px; height: 150px; margin: 0 auto;"></div>	<div style="border: 1px solid #add8e6; width: 300px; height: 150px; margin: 0 auto;"></div>

400은 600보다 (큽니다, 작습니다).