


1 낱말을 읽고, 알맞은 그림을 찾아 번호를 써 보세요.


①



②



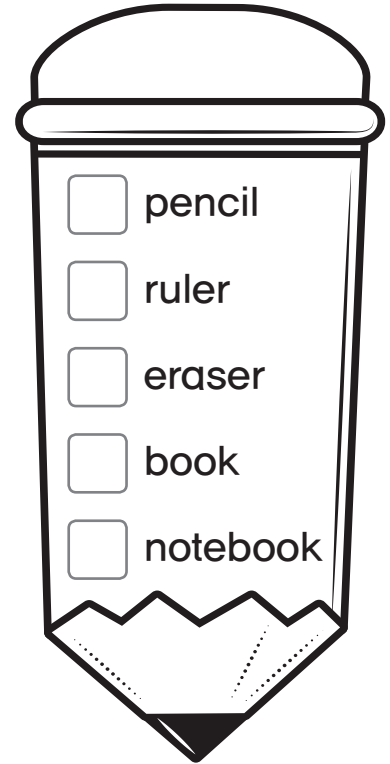
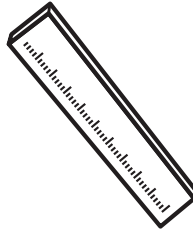
③



④



⑤



2 그림에 알맞은 낱말을 찾아 연결한 후, 따라 써 보세요.

①



②






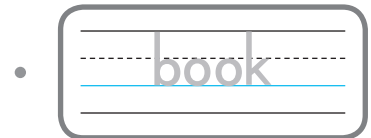
③




④



⑤



3 그림의 각 번호에 해당하는 색깔을 칠해 보세요.



¹ red

² blue

³ black

⁴ white

⁵ yellow

⁶ green

4 보기 와 같이 각 낱말에 해당하는 색깔로 낱말을 따라 쓴 후, 두 색을 혼합한 색을 칠해 보세요.

보기 **black** + **white** =

① **blue** + **yellow** =

② **red** + **white** =

③ **yellow** + **red** =