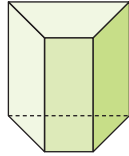


6

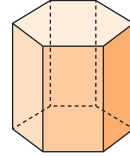
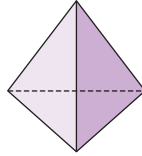
원기둥, 원뿔, 구

공부할 준비가 되어 있나요

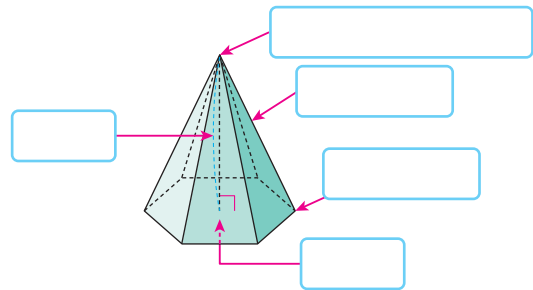
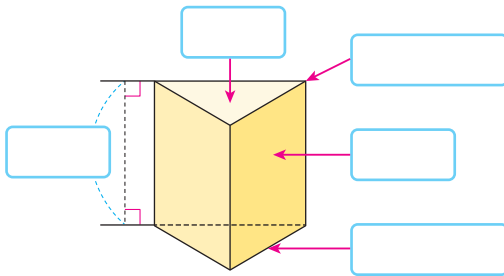
1 입체도형의 이름을 써 보세요.



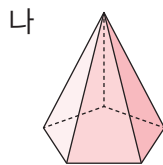
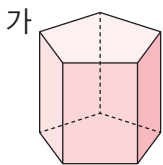
() () ()



2 입체도형을 보고 □ 안에 각 부분의 이름을 써넣으세요.

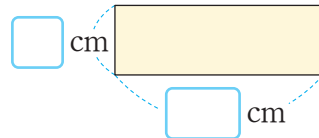
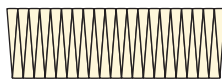
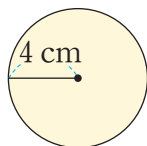


3 입체도형에 대한 설명이 맞으면 ○표, 틀리면 ×표 하세요.



- 가는 모서리가 10개입니다. ()
- 나눈 옆면이 사각형입니다. ()
- 가와 나눈 밑면이 오각형입니다. ()

4 □ 안에 알맞은 수를 써넣고 원의 넓이를 구해 보세요. (원주율: 3)



() cm^2