


Lesson 1

What's Your Name?

3차 시

 간단한 낱말을 읽고 써 봅시다.



name



friend



teacher



class

name name

friend friend

teacher teacher

class class



Lesson 1



다음 문장을 큰 소리로 읽은 후, 사선에 맞추어 쓰세요.

What's your name?

My name is Jiho.

My name is Tyler.


This is Khun.

This is Mr. Smith.

Lesson 2

Are You Happy?

3차 시

 감정이나 상태를 나타내는 낱말을 읽고 써 봅시다.



happy



angry



sad



hungry

happy happy

angry angry

sad sad

hungry hungry

Lesson 2



다음 문장을 큰 소리로 읽은 후, 사선에 맞추어 쓰세요.

Are you happy?

Are you angry?

Are you sad?


Are you hungry?

I'm sorry.

Lesson 3

Who Is He?

3차 시

 가족 구성원을 나타내는 낱말을 읽고 써 봅시다.



dad



mom



brother



sister

dad dad

mom mom

brother brother

sister sister



Lesson 3



다음 문장을 큰 소리로 읽은 후, 사선에 맞추어 쓰세요.

Who is he?

He's my dad.

She's my mom.


He's my brother.

She's my sister.

Lesson 4

Let's Play Baseball

3차 시

 운동에 관한 어구를 읽고 낱말을 써 봅시다.



play badminton



play soccer



play baseball



play basketball

badminton badminton

soccer soccer

baseball baseball

basketball basketball

Lesson 4



다음 문장을 큰 소리로 읽은 후, 사선에 맞추어 쓰세요.

Let's play baseball.

Let's play soccer.

Let's play basketball.


Let's play badminton.

I'm busy.

Lesson 5

Is This Your Rocket?

3차 시

 상대방의 물건을 나타내는 어구를 읽고 낱말을 써 봅시다.



your glue



your eraser



your watch



your shoe

glue glue

eraser eraser

watch watch

shoe shoe



Lesson 5



다음 문장을 큰 소리로 읽은 후, 사선에 맞추어 쓰세요.

Is this your eraser?

Is this your glue?

Is this your shoe?

Is this your watch?

It's mine.

Lesson 6

What Time Is It?

3차 시

 일과를 나타내는 어구를 읽고 낱말을 써 봅시다.



time for
breakfast



time for
lunch



time for
dinner



time for
bed

breakfast breakfast

lunch lunch

dinner dinner

bed bed

Lesson 6



다음 문장을 큰 소리로 읽은 후, 사선에 맞추어 쓰세요.

What time is it?

It's time for breakfast.

It's time for lunch.


It's time for dinner.

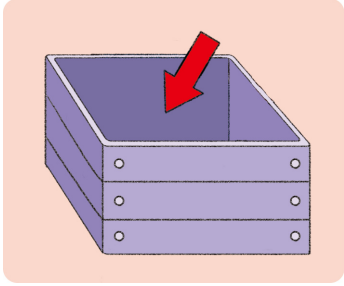
It's time for bed.

Lesson 7


It's Under the Table

3차 시

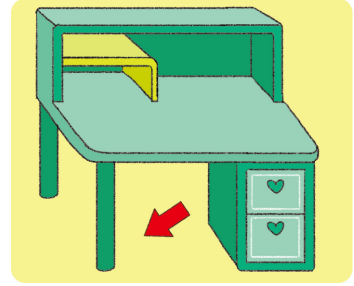
 물건의 위치를 나타내는 어구를 읽고 써 봅시다.



in the box



on the chair



under the desk

in the box in the box

on the chair on the chair

under the desk under the desk



Lesson 7



다음 문장을 큰 소리로 읽은 후, 사선에 맞추어 쓰세요.

Where is my paper?

It's on the desk.

It's under the chair.


It's in the box.

I don't know.

Lesson 8

Do You Want Some Ice Cream?

3차 시

 음식을 나타내는 낱말을 읽고 써 봅시다.



apple pie



ice cream



rice cake

apple pie apple pie

ice cream ice cream

rice cake rice cake

Lesson 8



다음 문장을 큰 소리로 읽은 후, 사선에 맞추어 쓰세요.

Do you want some ice cream?

Do you want some rice cake?

Do you want some fruit salad?


Do you want some apple pie?

Help yourself.

Lesson 9

Can I Come In?

3차 시

 동작을 나타내는 어구를 읽고 써 봅시다.



come in



sit here



touch it

come in come in

sit here sit here

touch it touch it



Lesson 9



다음 문장을 큰 소리로 읽은 후, 사선에 맞추어 쓰세요.

Can I come in?

Can I sit here?

Can I touch it?


Can I play it?

Go ahead.

Lesson 10

I'm Reading a Book

3차 시

 지금 하고 있는 일을 나타내는 어구를 읽고 써 봅시다.



reading a book



making a robot



drawing a picture

reading a book reading a book

making a robot making a robot

drawing a picture drawing a picture

Lesson 10



다음 문장을 큰 소리로 읽은 후, 사선에 맞추어 쓰세요.

What are you doing?

I'm drawing a picture.

I'm reading a book.


I'm making a robot.

That's great!

Lesson 11

Put On Your Jacket, Please

3차 시

 의복을 나타내는 낱말을 읽고 써 봅시다.



jacket



scarf



skirt



pants

jacket jacket

scarf scarf

skirt skirt

pants pants



Lesson 11



다음 문장을 큰 소리로 읽은 후, 사선에 맞추어 쓰세요.

Put on your jacket, please.

Put on your skirt, please.

Take off your pants, please.


Take off your scarf, please.

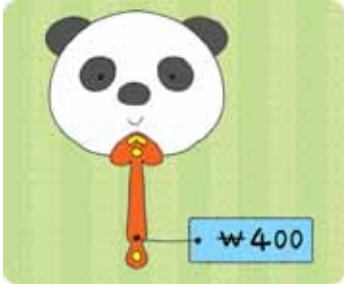
It's long.

Lesson 12

How Much Is It?

3차 시

 물건과 가격을 나타내는 낱말을 읽고 써 봅시다.



fan
four hundred



doll
seven thousand



bat
eight thousand

fan fan

four hundred four hundred

doll doll

seven thousand seven thousand

bat bat

eight thousand eight thousand

Lesson 12



다음 문장을 큰 소리로 읽은 후, 사선에 맞추어 쓰세요.

How much is it?

It's five hundred won.

It's nine hundred won.


It's six thousand won.

Can I help you?

Lesson 13

What Day Is It?

3차 시

 요일을 나타내는 낱말을 읽고 써 봅시다.



Sunday Sunday

Monday Monday

Tuesday Tuesday

Wednesday Wednesday

Thursday Thursday

Friday Friday

Saturday Saturday



Lesson 13



다음 문장을 큰 소리로 읽은 후, 사선에 맞추어 쓰세요.

What day is it?

It's Monday.

It's Wednesday.

It's Saturday.

Are you sure?