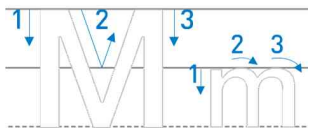


✎ 다음 알파벳을 읽고, 화살표 순서에 맞게 써 봅시다.

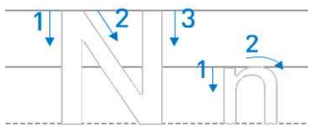
만성초등학교 3학년 ()반 ()번 이름 _____

	<hr/> <hr/> <hr/> <hr/>	<p>아이</p> <p>[ㅣ]</p>
	<hr/> <hr/> <hr/> <hr/>	<p>제이</p> <p>[저]</p>
	<hr/> <hr/> <hr/> <hr/>	<p>케이</p> <p>[커]</p>
	<hr/> <hr/> <hr/> <hr/>	<p>엘</p> <p>[러르]</p>



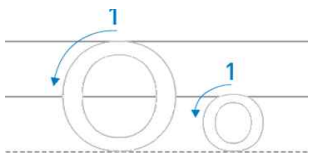
Handwriting practice lines for the letter 'ㅁ' (meom). The section contains three sets of horizontal lines (top, middle dashed, bottom) for tracing and independent practice.

ㅁ
[ㅁ]



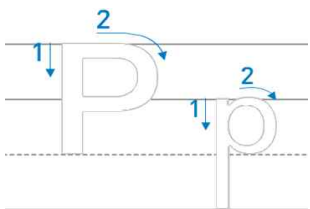
Handwriting practice lines for the letter 'ㄴ' (neon). The section contains three sets of horizontal lines (top, middle dashed, bottom) for tracing and independent practice.

ㄴ
[ㄴ]



Handwriting practice lines for the letter 'ㅇ' (o). The section contains three sets of horizontal lines (top, middle dashed, bottom) for tracing and independent practice.

ㅇ
[ㅊ / ㅋ]



Handwriting practice lines for the letter 'ㅍ' (peo). The section contains three sets of horizontal lines (top, middle dashed, bottom) for tracing and independent practice.

ㅍ
[ㅍ]