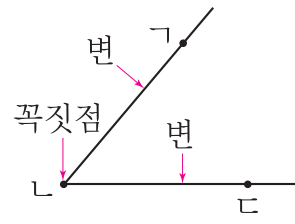


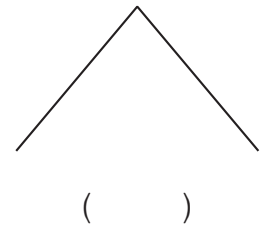
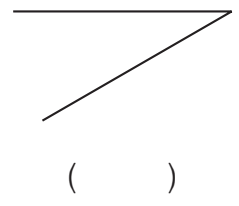
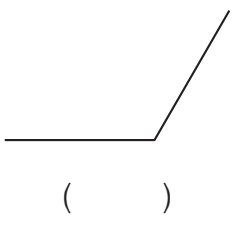
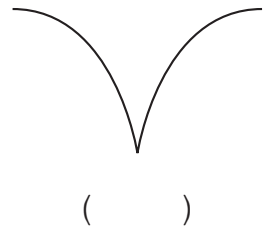
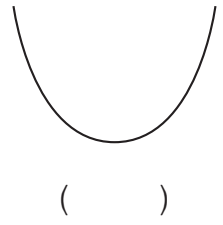
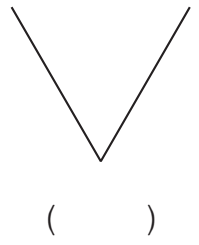
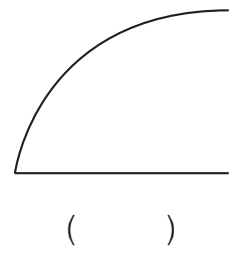
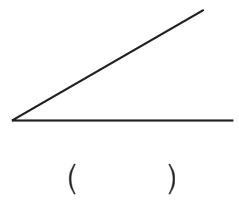
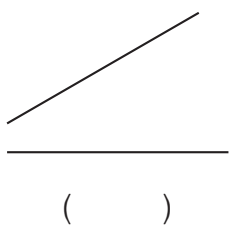
# 각을 알아볼까요

각: 한 점에서 그은 두 반직선으로 이루어진 도형

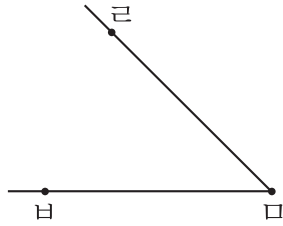


→ 각 ㄱㄴㄷ  
또는 각 ㄷㄴㄱ

1 각을 찾아 ○ 표 하세요.  
★★★



2 각, 각의 꼭짓점, 각의 변을 기호로 나타내 보세요.



각

\_\_\_\_\_

각의 꼭짓점

\_\_\_\_\_


각의 변

\_\_\_\_\_

3 각을 완성해 보세요.

각 ㄱ

• ㄱ




각 ㄴ

• ㄴ

ㄴ •

• ㄴ

4 다음 도형이 각이 아닌 까닭을 써 보세요.



까닭

\_\_\_\_\_  
\_\_\_\_\_  
\_\_\_\_\_